

COMBITECH



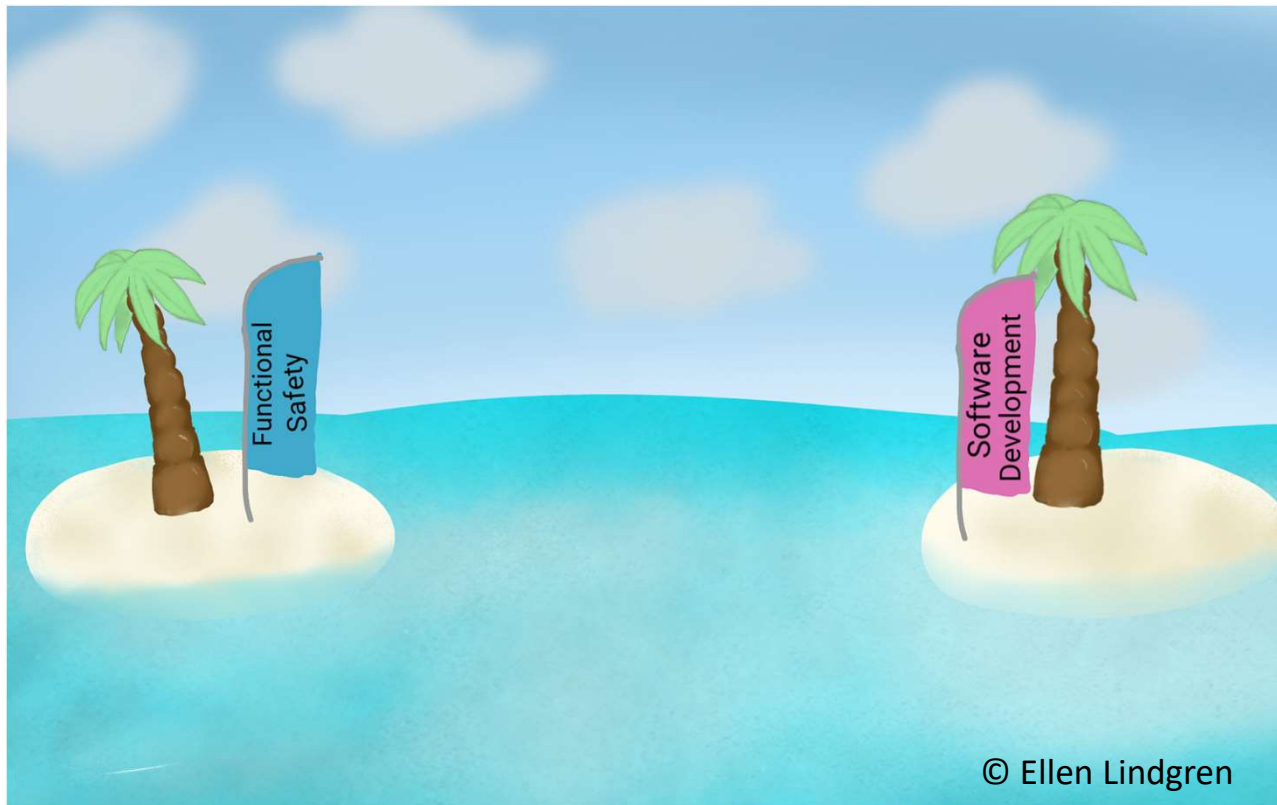
Mattias Lindgren

System Safety Consultant

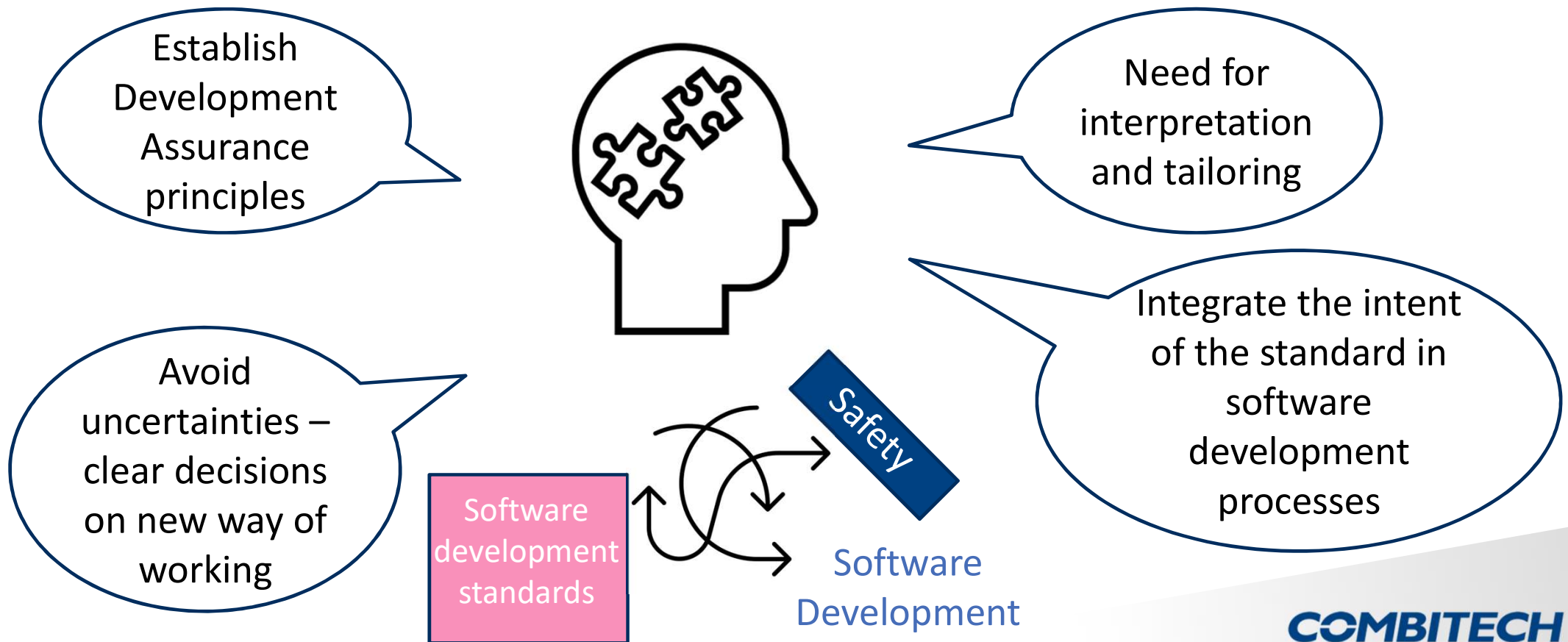
BRIDGING THE GAP BETWEEN FUNCTIONAL SAFETY AND SOFTWARE DEVELOPMENT FOR SAFETY CRITICAL SYSTEMS

Presentation on 9th Scandinavian Conference on System
and Software Safety, November 23-24 2021

SETTING THE SCENE – THE GAP




DEMYSTIFY SOFTWARE SAFETY



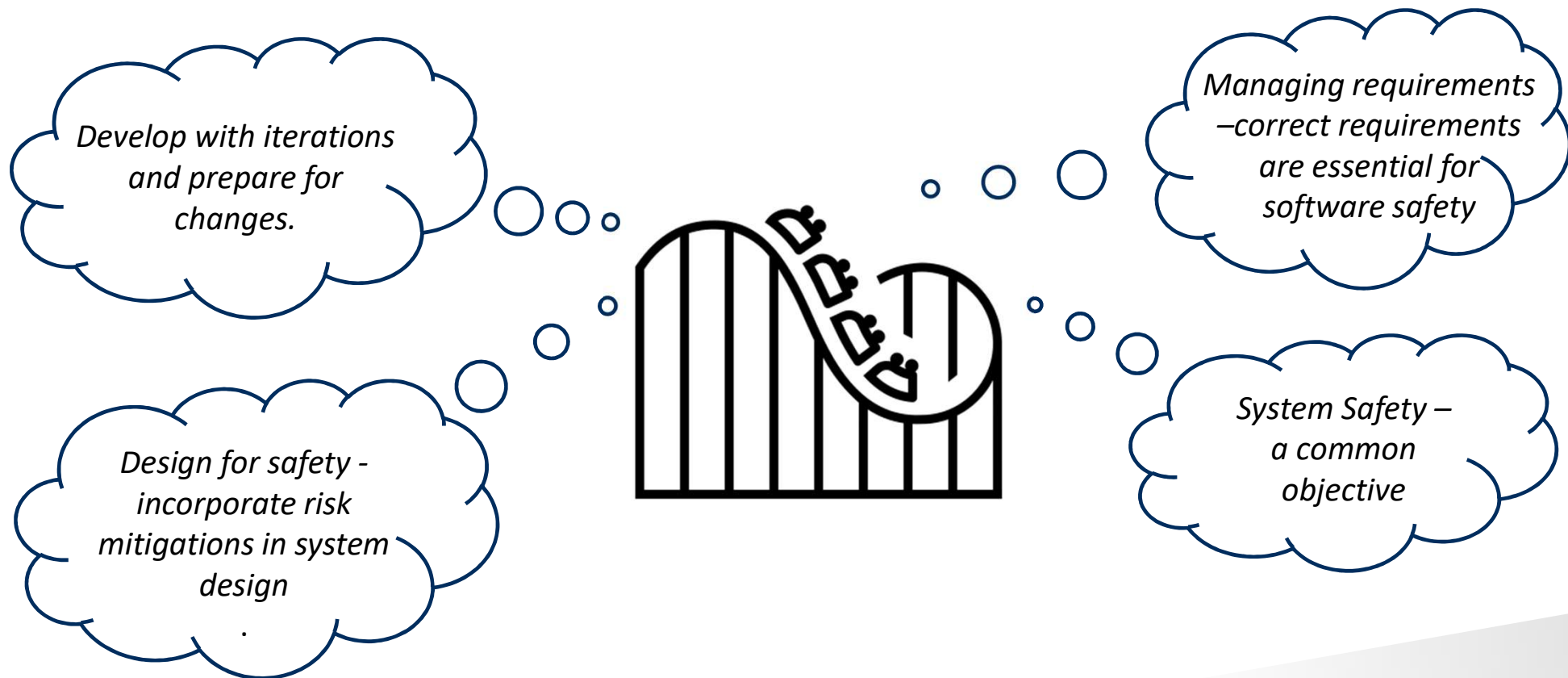
EARLY FUNCTIONAL SAFETY ASSESSMENTS

- Establish a methodology for functional safety assessments.
- Perform Functional Safety Assessments early in a project, with stakeholder participation.
- Develop a common understanding of the accident risks, functional safety drivers and mitigations external to the system.




Source: Saab.

MANAGING A HOLISTIC SAFETY VIEW OF THE SYSTEM



CROSS-DISCIPLINE COLLABORATION

- Train disciplines of the fundamentals for the other disciplines work
- Define activities when collaboration is needed
 - Documents production/reviews
 - Management of changes.
- Report on on-going work
 - Identifying issues that needs to be discussed with cross-discipline impact.
 - Avoid incorrect interpretations.
- Safety Control Board with key stakeholders– resolve issues.



PROACTIVITY AND PLANNING

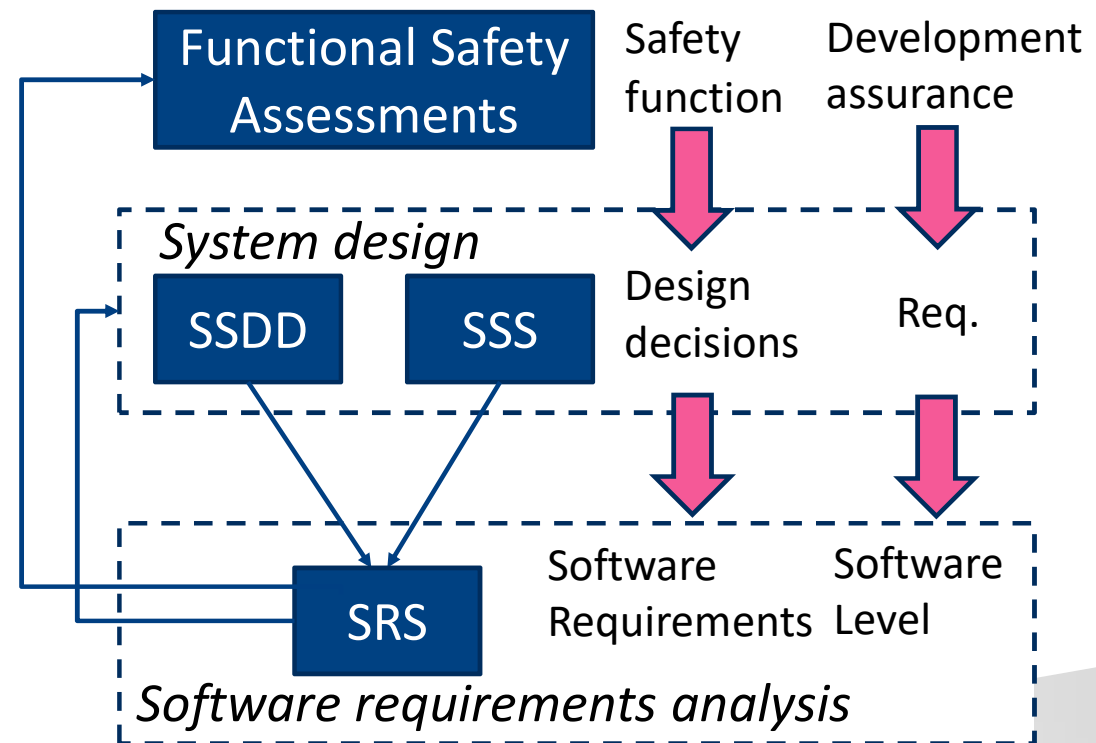
~~REACTIVE~~ PROACTIVE


- ✓ Ensure planning of all work to be performed due to the standards applied.
- ✓ Clarify project scope and outcomes, avoiding different interpretations (what, how, when, who).
- ✓ Interpretation of requirements and which document to prove requirements fulfillment.
- ✓ A system supplier should be able to present a statement regarding the software assurance process implemented for a product, e.g. applied standard and software level.



DEVELOP PROCESSES, TRAINING AND SHARE LESSONS LEARNED

- Develop processes covering information flow from system level work (including safety assessments) to software development.
 - Define interrelations between documents, inputs-outputs.
 - Documents production, content and technical reviews.
- Perform training throughout the organization.
- Use lessons learned as a tool for improvements and make experience part of company processes.





The background is a gradient from dark blue on the left to magenta on the right. On the left, numerous thin, glowing fiber optic lines radiate outwards, with small blue and white dots representing light reflections. On the right, a subtle pixelated or mosaic pattern is visible in shades of magenta and pink.

COMBITECH